


ترتيب	مدل	مميزات فني	تصوير	قيمت (ريال)
	Datasheet Link	IP Camera - IR		
1	SM-IP8414M-W 	1/2.8" SONY CMOS Sensor 8MP(20FPS)/3.6 mm fixed Lens/3Stream/H.265+/H.264+ True WDR 120dB /50m IR/0.1 Lux/ICR auto switch, true day / night ROI coding, AWB, 3D DNR, HLC, BLC, defog, Smart IR POE/12VDC/1CH audio input/SD Card Max 256GB /ONVIF/IP67 Metal SMART Functions	 	81,500,000
2	SM-IP8512M-W 	1/2.8" SONY CMOS Sensor 8MP(20FPS)/2.8 mm fixed Lens/3Stream/H.265+/H.264+ True WDR 120dB /30m IR/0.06 Lux/ICR auto switch, true day / night ROI coding, AWB, 3D DNR, HLC, BLC, defog, Smart IR POE/12VDC/1CH audio input and 1CH built-in MIC/SD Card Max 256GB /ONVIF/IP67 Metal SMART Functions	  	75,500,000
3	SM-IP5416HM-WZ	1/2.7" CMOS Sensor 5MP(20FPS)/2.8 -12mm Motorized Varifocal Lens/3Streams/H265+/H264+/ True WDR 120dB /50m IR/0.007 Lux/ICR auto switch, true day / night ROI coding, AWB, 3D DNR, HLC, BLC, Smart IR POE/12VDC/1CH audio input and 1CH built-in MIC/SD Card Max 256GB/ONVIF/IP67 Metal SMART Functions	  	77,500,000
4	SM-IP5412HM-W	1/2.7" CMOS Sensor 5MP(20FPS)/3.6 mm fixed Lens/3Streams/H265+/H264+/ True WDR 120dB /30m IR/0.007 Lux/ICR auto switch, true day / night ROI coding,AWB, 3D DNR, HLC, BLC, Smart IR POE/12VDC/1CH audio input and 1CH built-in MIC/SD Card Max 256GB/ONVIF/IP67 Metal SMART Functions	  	47,500,000
5	 SM-IP5512HM-W	1/2.7" CMOS Sensor 5MP(20FPS)/2.8 mm fixed Lens /3Streams/H265+/H264+/ True WDR 120DB /30m IR/0.007 Lux/ICR auto switch, true day / night ROI coding, AWB, 3D DNR, HLC, BLC, Smart IR POE/12VDC/1CH audio input; 1CH built-in MIC/SD Card Max 256GB/ONVIF/IP67 (Metal) SMART Functions	  	47,500,000
6	 SM-IP4416HM-WVF	1/3" CMOS Sensor 4MP(25FPS)/2.8-12mm Varifocal Lens/3Streams/H265/H264+/ True WDR 120DB /50m IR/0.005 Lux/ICR auto switch, true day / night ROI coding, AWB, 3D DNR, HLC, BLC, Smart IR POE/12VDC/1CH audio input/SD Card Max 256GB/ONVIF/IP67 (Metal) SMART Functions	 	59,250,000
7	 SM-IP4412HM-W	1/3" CMOS Sensor 4MP(25FPS)/3.6 mm fixed Lens/3Streams/H265/H264+/ True WDR 120DB/30m IR/0.005 Lux/ICR auto switch, true day / night ROI coding, AWB, 3D DNR, HLC, BLC, Smart IR POE/12VDC/1CH audio input/SD Card Max 256GB/ONVIF/IP67 (Metal) SMART Functions	 	43,750,000
8	 SM-IP4516HM-WVF	1/3" CMOS Sensor 4MP(25FPS)/2.8-12mm Varifocal Lens/3Streams/H265/H264+/ True WDR 120DB /50m IR/0.005 Lux/ICR auto switch, true day / night ROI coding, AWB, 3D DNR, HLC, BLC, Smart IR POE/12VDC/1CH audio input; 1CH built-in MIC/SD Card Max 256GB /ONVIF/IP67 (Metal) SMART Functions	  	59,250,000

9	<p>NEW</p> <p>SM-IP4512HM-W</p>	<p>1/3" CMOS Sensor 4MP(25FPS)/2.8 mm fixed Lens/3Streams/H265/H264+ True WDR 120DB /30m IR/0.005 Lux/ICR auto switch, true day / night ROI coding, AWB, 3D DNR, HLC, BLC, Smart IR POE/12VDC/1CH audio input; 1CH built-in MIC/SD Card Max 256GB/ONVIF/IP67(Metal) SMART Functions</p>	  	43,750,000
10	<p>NEW</p> <p>SM-IPN4410L</p>	<p>1/3" CMOS Sensor 4MP(25FPS)/3.6 mm fixed Lens/3Streams/H265/H264+ WDR(90dB) /20m IR/0.03 Lux/ICR auto switch, true day / night ROI coding, AWB, 3D DNR, HLC, BLC, Smart IR POE/12VDC/ONVIF/IP67(Metal&Plastic) SMART Functions</p>		31,000,000
11	<p>NEW</p> <p>SM-IPN4510L</p>	<p>1/3" CMOS Sensor 4MP(25FPS)/2.8 mm fixed Lens/3Streams/H265/H264+ WDR(90dB) /20m IR/0.03 Lux/ICR auto switch, true day / night ROI coding, AWB, 3D DNR, HLC, BLC, Smart IR POE/12VDC/1CH built-in MIC/ONVIF/IP67(Metal&Plastic) SMART Functions</p>	 	31,000,000
12	<p>SM-IP2414H-WSFR</p> <p></p>	<p>1/2.8" SONY CMOS Sensor 2MP(25FPS)/2.8 mm fixed Lens/3Streams/Smart coding H.265S/H.264S/H265+/H264+ True WDR 120dB /Starlight /50m IR/0.005 Lux/ICR auto switch, true day / night ROI coding, AWB, 3D DNR, HLC, BLC, defog , Smart IR , Support face detection POE/12VDC/1CH Audio Input/SD Card Max 128GB/ONVIF/IP67 Metal SMART Functions- People/vehicle counting</p>	  	59,750,000
13	<p>SM-IP2412HM-WS</p>	<p>1/2.8" CMOS Sensor 2MP(25FPS)/3.6 mm fixed Lens/3Streams/H265+/H264+ True WDR 120dB /Starlight /30m IR/0.005 Lux/ICR auto switch, true day / night ROI coding, AWB, 3D DNR, HLC, BLC, Smart IR POE/12VDC/1CH audio input/SD Card Max 256GB/ ONVIF/IP67 Metal SMART Functions</p>	  	40,750,000
14	<p>SM-IP2512HM-WS</p>	<p>1/2.8" CMOS Sensor 2MP(25FPS)/2.8 mm fixed Lens/3Streams/H265+/H264+ True WDR 120dB /Starlight /30m IR/0.005 Lux/ICR auto switch, true day / night ROI coding, AWB, 3D DNR, HLC, BLC, Smart IR POE/12VDC/1CH audio input and 1CH built-in MIC/SD Card Max 256GB/ONVIF/IP67 Metal SMART Functions</p>	   	40,750,000
15	<p>NEW</p> <p>SM-IP2416HM-VF</p>	<p>1/2.8" CMOS Sensor 2MP(25FPS)/2.8-12mm Varifocal Lens /2Streams/H265+/H264+ WDR(90dB) /50m IR/0.008 Lux/ICR auto switch, true day / night ROI coding, AWB, 3D DNR, HLC, BLC, Smart IR POE/12VDC/1CH audio input/SD Card Max 256G/ONVIF/IP67(Metal) SMART Functions</p>		48,250,000
16	<p>NEW</p> <p>SM-IP2516HM-VF</p>	<p>1/2.8" CMOS Sensor 2MP(25FPS)/2.8-12mm Varifocal Lens /2Streams/H265+/H264+ WDR(90dB) /50m IR/0.008 Lux/ICR auto switch, true day / night ROI coding, AWB, 3D DNR, HLC, BLC, Smart IR POE/12VDC/1CH audio input; 1CH built-in MIC/SD Card Max 256G/ONVIF/IP67(Metal) SMART Functions</p>	 	48,250,000
17	<p>NEW</p> <p>SM-IPS2410L</p>	<p>1/3" CMOS Sensor 2MP(25FPS)/2.8mm fixed Lens/2Streams/H265+/H264+ WDR(90dB) /20m IR/0.0462 Lux/ICR auto switch, true day / night ROI coding, AWB, 3D DNR, HLC, BLC, defog POE/12VDC/1CH built-in MIC/ONVIF/IP67(Metal&Plastic) SMART Functions</p>	 	18,250,000


















18	 SM-IPS2510L	<p>1/3" CMOS Sensor 2MP(25FPS)/2.8 mm fixed Lens/2Streams/H265+/H264+/WDR(90dB)/20m IR/0.0462 Lux/ICR auto switch, true day / night ROI coding, AWB, 3D DNR, HLC, BLC, defog POE/12VDC/1CH built-in MIC/ONVIF/IP67(Metal&Plastic) SMART Functions</p>	 	18,250,000
19	 SM-IPTZ-2MP-25X/MWS	<p>1/2.8" SONY progressive scan CMOS Sensor 2MP(25FPS)/ 4.8 ~ 120 mm Motorized Lens/25x Optical Zoom/150m IR/Smart coding H.265S,H.265+/ True WDR 120dB/Starlight 1 Ch input, 1 Ch output Audio/1 Ch input ,1 Ch output Alarm/SD Card Max 256GB/ IP66 Metal/Outdoor/ DC24V,AC24V or PoE+ SMART Functions /Auto Tracking/ Supports face detection and comparison</p>	     	292,500,000
20	SM-IPTZ-4MP-4X/MSFR	<p>1/2.7" progressive scan CMOS with BSI and NIR+ technology Sensor 4MP(25FPS)/ 2.8-12mm Motorized Lens/4x Optical Zoom/50m IR/H.265+,H.264+/ WDR(90dB)/Starlight 1 Ch input, 1 Ch output Audio/built-in Mics &Speaker (7m for voice recording, 30m for audible warnings) / 1 Ch input ,1 Ch output Alarm/SD Card Max 256GB/IP66, IK10 Metal/Outdoor/ DC12V 3A, PoE+ SMART Functions/ Auto Tracking/ Supports face detection and comparison/ Active Deterrence (30m White LED)</p>	    	160,000,000
21	 SM-IP2600HCW/WF	<p>2MP Cube Wi-Fi Network Camera 1/2.7" CMOS Sensor 2MP(25FPS)/2.8 mm fixed Lens/3Streams/H265/H264+/True WDR 120dB/10m IR/0.03 Lux/ICR auto switch, true day / night, ROI coding, 3D DNR, HLC, BLC, defog POE/12VDC/1CH built-in MIC and 1CH built-in speaker/1 Ch input ,1 Ch output Alarm/SD Card Max 128GB/ONVIF/Support Wi-Fi, 50m Wireless Range SMART Functions</p>	   	42,500,000

Light Explorer IP Camera - Color View

22	SM-IP4412CV2-W	<p>1/3" CMOS Sensor 4MP(25FPS)/ 3.6mm fixed Lens/3Streams/H265/ H264+/True WDR 120dB/20~ 30m white light view distance/0.003 lux ROI coding, AWB, 3D DNR, HLC, BLC POE/12VDC/1CH audio input; 1CH built-in MIC /SD Card Max 256GB/ ONVIF/IP67 Metal SMART Functions</p>	   	51,250,000
23	SM-IP4512CV2-W	<p>1/3" CMOS Sensor 4MP(25FPS)/ 2.8mm fixed Lens/3Streams/H265/ H264+/True WDR 120dB/20~ 30m white light view distance/0.003 lux ROI coding, AWB, 3D DNR, HLC, BLC POE/12VDC/1CH audio input; 1CH built-in MIC/SD Card Max 256GB/ONVIF/IP67 Metal SMART Functions</p>	   	51,250,000
24	SM-IP4410CVL	<p>1/3" CMOS Sensor 4MP(25FPS)/ 3.6mm fixed Lens/3Streams/H265/ H264+/WDR(90dB)/10~ 20m white light view distance/0.03 lux ROI coding, AWB, 3D DNR, HLC, BLC POE/12VDC/1CH built-in MIC/ONVIF/IP67(Metal&Plastic) SMART Functions</p>	  	34,750,000
25	SM-IP4510CVL	<p>1/3" CMOS Sensor 4MP(25FPS)/ 2.8mm fixed Lens/3Streams/H265/ H264+/WDR(90dB)/10~ 20m white light view distance/0.03 lux ROI coding, AWB, 3D DNR, HLC, BLC POE/12VDC/1CH built-in MIC/ONVIF/IP67(Metal&Plastic) SMART Functions</p>	  	34,750,000
26	SM-IP2414CV2-W	<p>1/2.8" CMOS Sensor 2MP(25FPS)/ 3.6mm & 2.8 mm fixed Lens/3Streams/H265+/ H264+/True WDR 120dB/30~ 40m white light view distance/0.002 lux ROI coding, AWB, 3D DNR, HLC, BLC POE/12VDC/1CH audio input; 1CH built-in MIC/SD Card Max 256GB/ONVIF/IP67 Metal SMART Functions</p>	   	53,750,000

27	SM-IP2512CV2-W	1/2.8" CMOS Sensor 2MP(25FPS)/ 2.8 mm fixed Lens/3Streams/ H265+ / H264+ True WDR 120dB/20~ 30m white light view distance/0.002 lux ROI coding, AWB, 3D DNR, HLC, BLC POE/12VDC/1CH audio input; 1CH built-in MIC/SD Card Max 256GB/ONVIF/IP67 Metal SMART Functions	  	47,500,000
28	SM-IPS2410CVL	1/3" CMOS Sensor 2MP(25FPS)/ 3.6mm fixed Lens/2Streams/ H265+ / H264+ WDR(90dB)/10~ 20m white light view distance/0.0462 lux ROI coding, AWB, 3D DNR, HLC, BLC, defog POE/12VDC/1CH built-in MIC/ONVIF/IP67(Metal&Plastic) SMART Functions	  	22,000,000
29	SM-IPS2510CVL	1/3" CMOS Sensor 2MP(25FPS)/ 2.8mm fixed Lens/2Streams/ H265+ / H264+ WDR(90dB)/10~ 20m white light view distance/0.0462 lux ROI coding, AWB, 3D DNR, HLC, BLC, defog POE/12VDC/1CH built-in MIC/ONVIF/IP67(Metal&Plastic) SMART Functions	  	22,000,000

NVR

30	SM-NL4016 	4CH input & Record 6MP@25fps /H.265S ,H.265+ / Bandwidth(Input 32Mbps/Output 32Mbps) 4CH Audio/Alarm IPC input/ SATA2.0 x 1, max 8T / HDMI-VGA/USB2.0*2/ P2P/ ONVIF/DHCP/DDNS/ RJ45 100Mbps x 1 SMART Function/Supports face detection قابلیت پشتیبانی از تقویم شمسی و منوی فارسی	 	32,500,000
31	SM-NL8016 	8CH input & Record 6MP@25fps /H.265S ,H.265+ / Bandwidth(Input 56Mbps/Output 56Mbps) 8CH Audio/Alarm IPC input/ SATA2.0 x 1, max 8T / HDMI-VGA/USB2.0*2/ P2P/ ONVIF/DHCP/DDNS/ RJ45 100Mbps x 1 SMART Function/Supports face detection قابلیت پشتیبانی از تقویم شمسی و منوی فارسی	 	39,100,000
32	SM-NM1618 	16CH input & Record 8MP(25FPS)/H.265S ,H.265+ / Bandwidth (Input112Mbps/Output 112Mbps) 16 Audio & Alarm IPC/ SATA3.0 x 1, max 8T / HDMI 4K-VGA/ 2 RCA AUDIO IN & OUT/ USB2.0*2 / P2P/ONVIF/DHCP/DDNS/ RJ45 10-100-1000M SMART Function/Supports face detection قابلیت پشتیبانی از تقویم شمسی و منوی فارسی	 	63,250,000
33	SM-NM1628 	16CH input & Record 8MP(25FPS)/H.265S ,H.265+ / Bandwidth (Input112Mbps/Output 112Mbps) 16 Audio & Alarm IPC/4 CH local alarm input - 1Ch Output/ SATA3.0 x 2, max 8T per HDD/ HDMI 4K-VGA/2 RCA AUDIO IN & OUT/RS485*2/ USB2.0*2 / P2P/ONVIF/DHCP/DDNS/ RJ45 10-100-1000M SMART Function/Supports face detection قابلیت پشتیبانی از تقویم شمسی و منوی فارسی	 	75,875,000
34	SM-NM3228 	32CH input & Record 8MP(25FPS)/H.265S ,H.265+ / Bandwidth(Input 112Mbps/Out112Mbps) 32 Audio & Alarm IPC/4 CH local alarm input - 1Ch Output/ SATA3.0 x 2, max 8T per HDD/ HDMI 4K-VGA/2 RCA AUDIO IN & OUT/RS485*2/ USB2.0*2 / P2P/ONVIF/DHCP/DDNS/ RJ45 10-100-1000M SMART Function/Supports face detection قابلیت پشتیبانی از تقویم شمسی و منوی فارسی	 	87,500,000
35	SM-NM3248 	32CH input & Record 8MP(25FPS)/H.265S ,H.265+ / Bandwidth(Input 112Mbps/Out112Mbps) 32 Audio & Alarm IPC/4 CH local alarm input - 1Ch Output/ SATA3.0 x 4, max 8T per HDD/ HDMI 4K-VGA/2 RCA AUDIO IN & OUT/RS485*2/ USB2.0*2 / P2P/ONVIF/DHCP/DDNS/ RJ45 10-100-1000M SMART Function/Supports face detection قابلیت پشتیبانی از تقویم شمسی و منوی فارسی	 	142,500,000

SWITCH

36	SM-LA42P	6 Ports / 4x10/100M POE + 2*10/100M uplink IEEE802.3af/at , built-in power / TOTAL 72W long distance 250m		14,600,000
37	SM-LC41P	5 Ports / 4x10/100/1000M POE + 1 Gigabit uplink IEEE802.3af/at , built-in power / TOTAL 72W long distance 250m		17,650,000
38	SM-LA82P	10 Ports / 8x10/100M POE + 2*10/100M uplink IEEE802.3af/at , built-in power / TOTAL 120W long distance 250m		18,250,000
39	SM-LB82P	10 Ports / 8x10/100M POE + 2 Gigabit uplink IEEE802.3af/at , built-in power / TOTAL 120W long distance 250m		21,750,000
40	SM-LB82P-SF	10 Ports / 8x10/100M POE + 2 Gigabit uplink &1SFP port(1000Mbps) IEEE802.3af/at , built-in power / TOTAL 120W long distance 250m		23,000,000
41	SM-LC82P-SF	10 Ports / 8x10/100/1000M POE + 2 Gigabit uplink &1SFP port(1000Mbps) IEEE802.3af/at , built-in power / TOTAL 150W long distance 250m		27,500,000
42	SM-LB162P-SF	18 Ports / 16x10/100M POE + 2 Gigabit uplink &1SFP port(1000Mbps) IEEE802.3af/at , built-in power / TOTAL 150W * 2 long distance 250m		58,750,000
43	SM-LB244P	28 Ports/24x10/100M POE + 4 Gigabit uplink IEEE802.3af/at , built-in power / TOTAL 150W * 3 long distance 250m		69,500,000